


Autolabel D43 – Blow

Patents pending



Autolabel produces print and apply machines for automatic labelling in automated production. Typical applications are manufacturing that needs a label applied on the product with a barcode, best before date, table of contents, batch number, weight, etc.






The Autolabel D43-Blow is a compact direct thermal printer with a blow applicator. It is designed to fit into cramped production lines. It has a unique touch screen user interface which makes the D43-Blow easy to operate with increased productivity.

The machine can be operated either as stand alone or as a part of a network using a web-browser. Software for label design and database editing is integrated into the machine and can be operated from the touch screen or a web-browser. No additional software needs to be installed on a local PC.


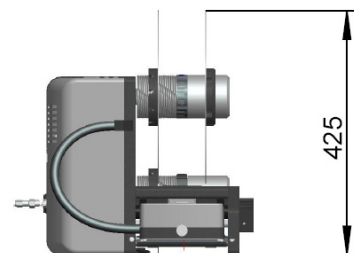
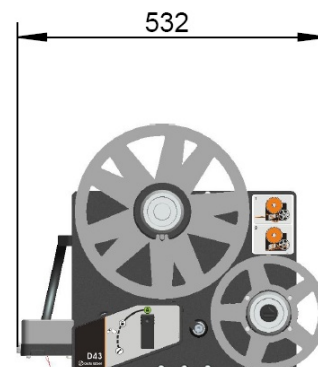
For integrators the machine can either be controlled or control other equipment. The embedded computer is based on a powerful PC compatible platform using Linux operating system.

The D43-Blow is manufactured in Sweden and designed to be robust, reliable and easy to maintain.



Specifications

Print method	Direct thermal
Label sizes (W x H)	40x30 mm to 100x100 mm
Printable area	100 %
Print resolution	300 dpi
Print speed	200 mm/s
Barcode support	Most barcodes and 2D codes
Application method	Air pressure
Application speed	Up to 90 labels/minute
Physical dimensions	532x360x425 mm
Paper roll outer diameter	300 mm
Paper roll core diameter	76 mm
Application distance	Up to 150 mm
Electrical platform	Mini-ITX
Operating system	Linux
Communication	(W)LAN, USB, CAN, RS232
Label low warning	Yes
Rewinder full warning	Yes
Self adjusting media sensor	Yes



Operating conditions

Operating temperature range	+5°C to +40°C
Humidity	20 to 85%
Power requirements	110/240 VAC; 50/60 Hz
Air supply	6 bar, dry and clean

Autolabel D43 – Blow

Patents pending

Accessories

1-Touch screen

The 10.4" touch screen is the most efficient way to control the machine. The operator can easily change products and settings. There is a sophisticated built-in help system with animated film sequences for topics such as changing the paper and performing general maintenance. The touch screen also guides the operator through the installation process.

2-Status beacon

The status tower provides an easy way to monitor the machine status from a distance. The tower consists of three maintenance free LEDs. Green LED indicates that the machine is on-line and no errors or warnings are detected. Yellow LED indicates that the machine is off-line or that a warning is detected. Red LED indicates that any error is detected.

3-Trigger sensor

Autolabel offers a reflecting PNP trigger sensor from SICK, which fits most applications. As the trig sensor is connected via a screw terminal, the machine can interface to any 24V PNP trigger from other suppliers.

4-Mounting kit

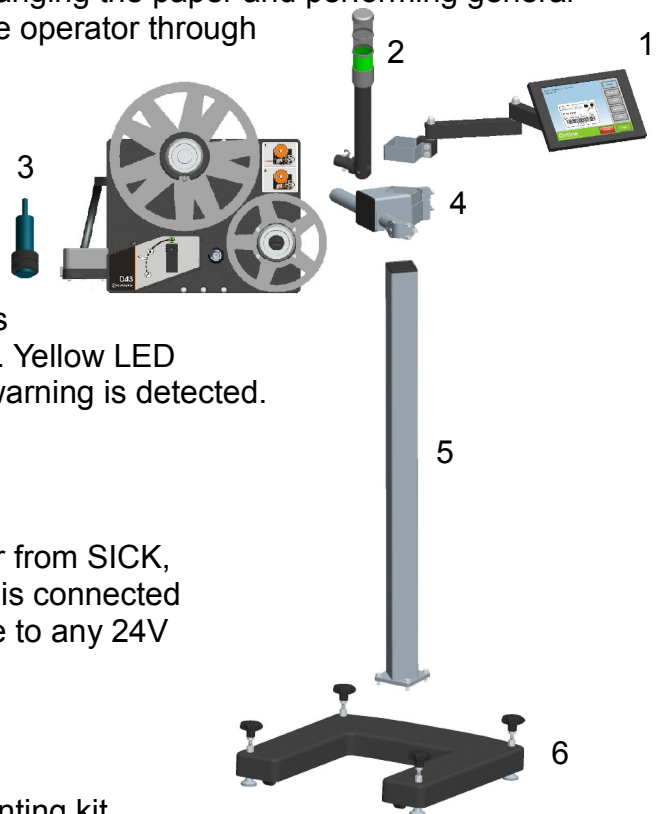
This is the standard robust stainless steel mounting kit from Autolabel. It will fit most applications. It is intended to be used with the pillar stand(5).

5-Pillar stand

This stainless pillar stand can either be mounted directly on the floor or onto the stand foot(6).

6-Stand foot

The stand foot is a robust metal foot with wheels and adjustable machine feet covered with rubber for good positional stability.



Manufacturer

Autolabel AB
Vasagatan 58
SE-411 37 Gothenburg
SWEDEN
Email: info@autolabel.se
Website: <http://www.autolabel.se>
Telephone: +46 (0)31 743 47 22

Distributor in Sweden

PSI Antonson AB
Johannefredsgatan 2
SE-431 24 Mölndal
SWEDEN
Email: info@antonson.se
Website: <http://www.antonson.se>
Telephone: +46 (0)31 706 80 00